



**SHERRILLtree®**  
**TREE GEAR. TREE PEOPLE.**

## Pro Series Saddle

### INSTRUCTIONS

The following instructions are provided to show basic assembly of a Pro Series saddle, which consists of a waist belt, and either of these four saddle bottoms: Master, Traverse, Pinnacle and Versatile. The instructions picture a Versatile, but all four saddles attach in the same manner.

The first thing you need to do, is to make sure you have everything in the right direction. For these instructions purposes, “left” and “right” are used as if the saddle is being worn. The top of the waist belt is identifiable by the green loop (A2). The remaining loops and snaps hang from the waist belt’s bottom. The saddle bottoms have a yellow SherrillTree label on their left attachment strap (A3).


On the waist belt, there are four attachment points (A1). One on the left, one on the right (both green), and two on the back (black).

We'll start with the left one first. Locate the left attachment buckle (B1), and feed the left saddle strap through it as pictured (B2 - B4). The strap lengths are generous, so you will likely have to tend the slack as pictured (B5 - B7). Repeat the same procedure with the right side attachment buckle and strap.

Locate the bottom two attachment points on the waist belt, and the two bottom straps on the saddle (C1 & C2). Feed the right strap through the right buckle as pictured (C3 & C4). Again, the lengths are generous, so you may have to use the slack tending loop as pictured (C5). Repeat procedure for the left strap. For best results, both bottom straps should be attached at the same height.

Now, the saddle is assembled. Before trying it on, inspect your assembly. If all is well, then try on the saddle and make necessary adjustments for a perfect fit.

We hope you enjoy your new Pro Series saddle. Take care and stay safe!




A1



A2



A3



B1




B2



B3



B4



B5



B6



B7



C1



C3



C4



C5



C2

Pro Series Instructions Version 1.0

©2002-2007 Sherrill, Inc.

All rights reserved. Text, SherrillTree logo and/or images used herein cannot be reproduced in whole or in part without written permission.

800-525-8873 SherrillTree.com